


Collect up the parts

1



Two drops of SUPER glue

2




Glue to EDGE of pcb

3




Tin all 6 pads

4



Tin KEY pcb

5




Solder KEY pcb to TWO pads

6




Solder LED to KEY pad

8




Solder resistor to LED & corner pad

9




Clip resistor lead & add solder bead to pcb

10




Prep & tin battery clip leads

11




Solder battery clip

12



Add double sided tape to battery

13



Mount pcb to battery

14